

Home learning activities
WC 18.05.2020
Year 1/2 SC/HS
Teaching group

Hi boys and girls,

I hope you are all well and keeping safe at home. I hope you have been doing lots of fun and exciting activities and look forward to hearing all about it.

I have been keeping busy looking after my new baby and playing in the garden with my dogs with their squeaky balls, tug of war rope as well as trying to teach them some new tricks. I have also spent a little bit of time on my PlayStation and watching old football games on TV. I miss seeing you in school and look forward to when we can all see each other again.

Mr Cowan


Hi boys and girls,

I hope you are all well and keeping safe at home. It was so lovely to say hi to you over the phone and speak to your adults at home. I loved hearing all of the exciting activities you have been doing.

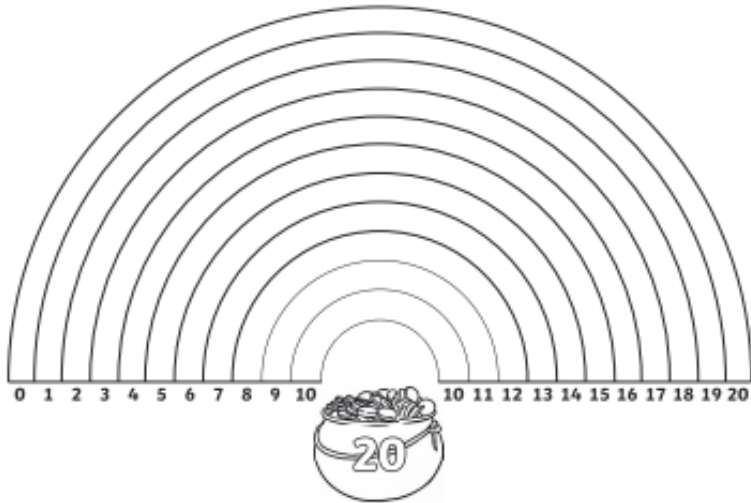
I have also being doing lots of fun activities with my little boy, including baking lots of cake and having fun in the garden. We all miss you very much and look forward to be able to see you sometime soon!

Miss Short

Home learning – Maths



Rainbow to 20



___ + ___ = ___	___ + ___ = ___
___ + ___ = ___	___ + ___ = ___
___ + ___ = ___	___ + ___ = ___
___ + ___ = ___	___ + ___ = ___
___ + ___ = ___	___ + ___ = ___
___ + ___ = ___	___ + ___ = ___

Colour in or draw a rainbow

Extension - – Record the subtraction facts that match the statement.

Example – $0 + 20 = 20$

$1 + 19 = 20$

Home learning – Maths

Day 1 Number bonds to 10 using numicon.	Day 2 Number bonds to 10 using part, part whole.	Day 3 Number bonds to 10 using dominoes.	Day 4 Circle the 2 numbers which make 10.	Day 5 Hit the button – Number bonds, make 10.
---	--	--	---	---

Number bonds to 10

1 + 9
2 + 8
3 + 7
4 + 6
5 + 5
6 + 4
7 + 3
8 + 2
9 + 1
10 + 0




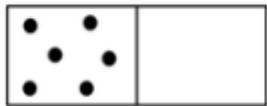

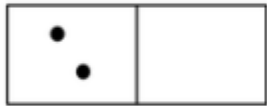
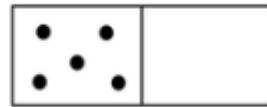

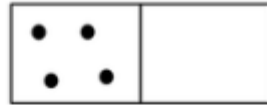
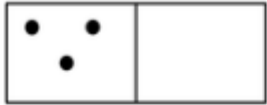
Day 1

10 + = 10
9 + = 10
8 + = 10
7 + = 10
6 + = 10
5 + = 10
4 + = 10
3 + = 10
2 + = 10
1 + = 10

Day 2

10	10	10	10
1	2	3	4
10	10	10	10
5	6	7	8
10	10	10	
9	10	0	

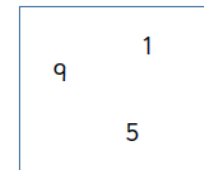
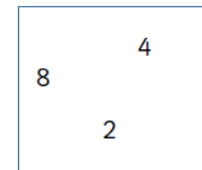

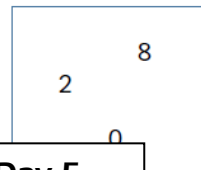


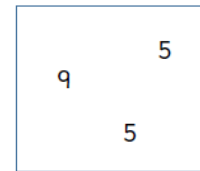

Day 3



Day 4

Number bonds to 10

Can you find the two numbers which total 10? Circle them.



Day 5

<https://www.topmarks.co.uk/maths-games/hit-the-button>

Use hit to button to practise your number bonds to 10.

Can you beat your score each time?

Home learning – Phonics

Speed Sounds Set 1

m m	a a	s s	d d	t t
i i	n n	p p	g g	o o
c c	k k	u u	b b	f f
e e	l l	h h	sh sh	r r
j j	v v	y y	w w	th th
z z	ch ch	qu qu	x x	ng nk

Speed Sounds Set 2

ay may I play?	ee what can you see?	igh fly high	ow blow the snow	oo poo at the zoo
oo look at a book	ar start the car	or shut the door	air that's not fair	ir whirl and swirl

Speed Sounds Set 3

ea cup of tea	oi spoil the boy	ou shout it out	oy toy for a boy	
a-e make a cake	i-e nice smile	o-e phone home	u-e huge brute	aw yawn at dawn
are care and share	ur nurse with a purse	er a better letter	ow brown cow	ai snail in the rain
oa goat in a boat	ew chew the stew	ire fire, fire!	ear hear with your ear	ure sure it's pure

Day 3

Match the letter to the correct picture and write the word.

- Parents, help your child to:
1. Trace each word
 2. Sound it out and work out what it says
 3. Draw a line from the word to its matching image

Day 1

hay



day



play



pray



spray



Day 2

day	say	delay

Day 3

Name: _____

Match Letter & Write the Word
Glue the matching letters and write the word.





		ay	_____
		ay	_____
		ay	_____
		ay	_____
		ay	_____

h p w s d

Day 4

The
'ay'
Sound

Write the 'ay' word to match the picture.

	
_____	_____
	
_____	_____

Can you write a sentence with the 'ay' sound?

Day 5

<http://www.ictgames.com/mobilePage/skyWriter/index.html>

Use Sky Writers to practice your letter formation.

Select cursive and off you go!

Home learning – English

<p><u>Day 1</u> Draw and label what you will need to make a bowl of cereal.</p>	<p><u>Day 2</u> Draw the 4 steps that you will carry out to make a bowl of cereal and put them in the right order.</p>	<p><u>Day 3</u> Draft some simple sentences to go with your pictures. Challenge- Can you use sentence starters?</p>	<p><u>Day 4</u> Edit and improve your sentences. Check for finger spaces, capital letter and full stops.</p>	<p><u>Day 5</u> Write up your instructions using your best handwriting. Save them to show me.</p>
---	--	---	--	---

How to Make a Bowl of Cereal

John's mum was ill in bed. He had to make his own breakfast.

1

2

3

4

How to Make a Bowl of Cereal

What you will need:

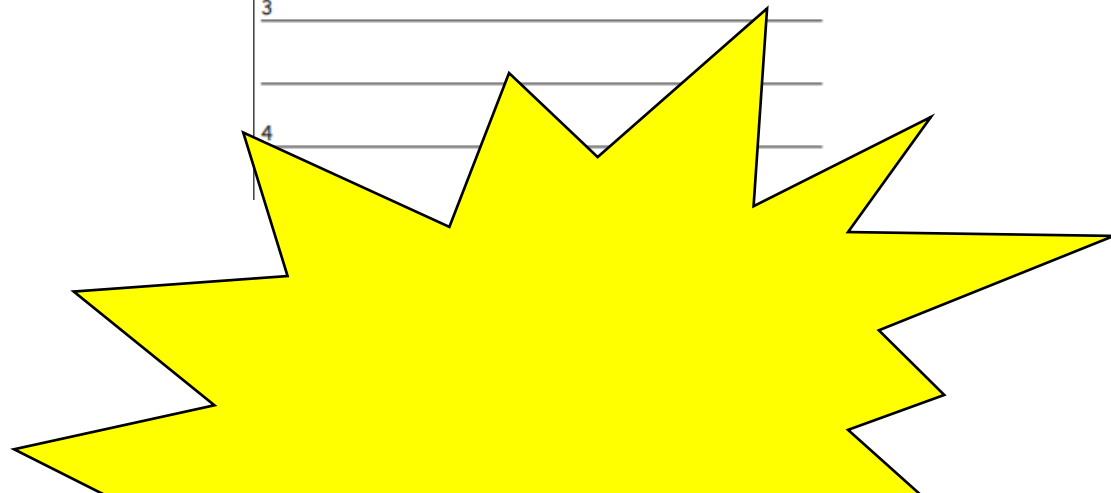
What you will need to do:

1

2

3

4



Instructions example

How to turn a child into a frog

Ingredients

- 2 cups of wiggly worms
- 1 spoonful of bats blood
- 1 cup of fat frogs
- 2 spoonfuls of mushy mud

Method

1. Put the ingredients in the cauldron.
2. Mix them all together.
3. Say whizz, bang whizz.
4. Turn around 2 times.
5. Drink the potion.

Challenge – Use sentence starters in your sentences.

Writing Instructions

how to	before	until
you will need	put	once
equipment	add	twice
ingredients	turn	don't
first	make	always
next	attach	never
then	cook	must
when	cut	because
after	take	repeat







Home learning – Grammar

The full stop thief

A thief has stolen the full stops from the sentences.


- Put the full stops back.

 <p>A little girl went for a walk Her name was Red Riding Hood</p>	 <p>She took a bag of food for her grandma Her grandma was sick</p>
 <p>Grandma lived in a house in the woods</p>	 <p>Red Riding Hood knocked on the door</p>

• Read the sentences.

What do you think happened next?

- Draw pictures.
- Write sentences.





Unscramble the Sentences

On the lines below each scrambled sentence, print the sentence in the correct order.

¹ in nest. bird is The its

² best the mom have around! I

³ very sick. is He

⁴ How have? do many you

⁵ green balls. has He five

⁶ Which win? you did one

Home learning – Spellings

Use look, cover, write, check to learn the common Exception words.

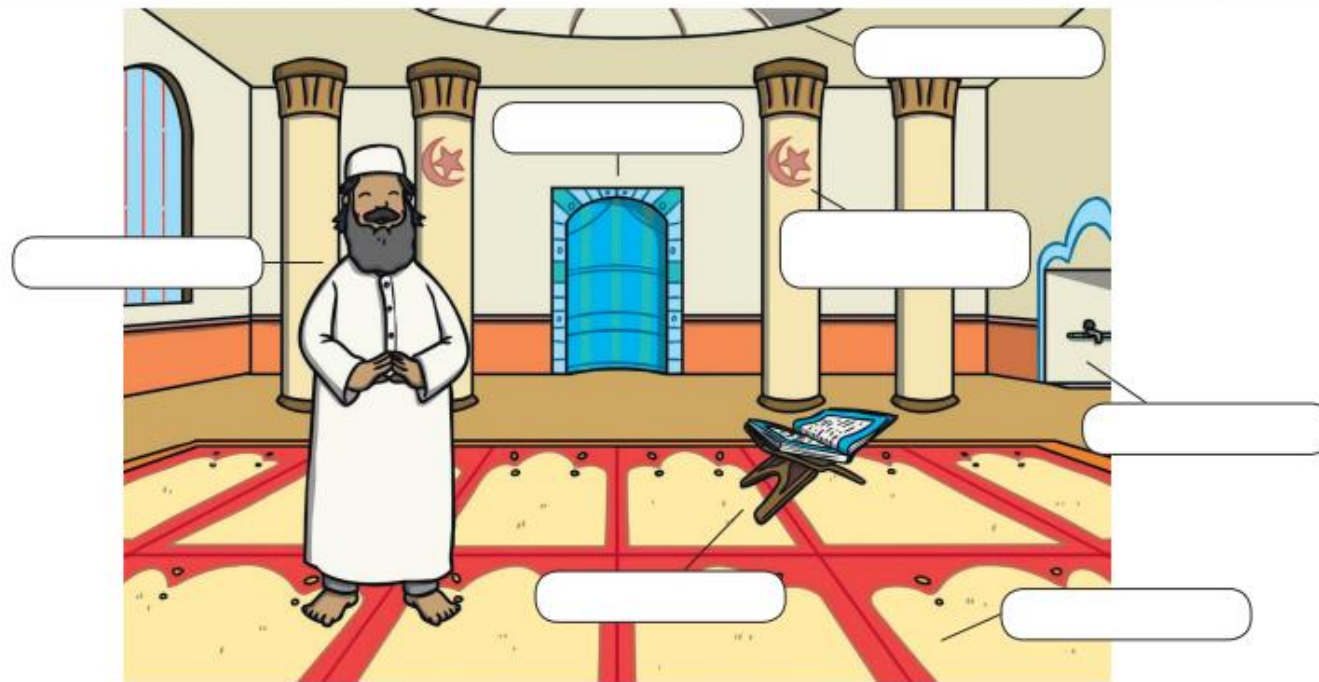
Look	Cover and say	Write and check	Amend errors	Repeat
he				
she				
we				
me				
be				
you				
all				
are				

Home learning – R.E

We are continuing to look at the religion Islam, and how and why Muslims celebrate and worship. How much can you remember?

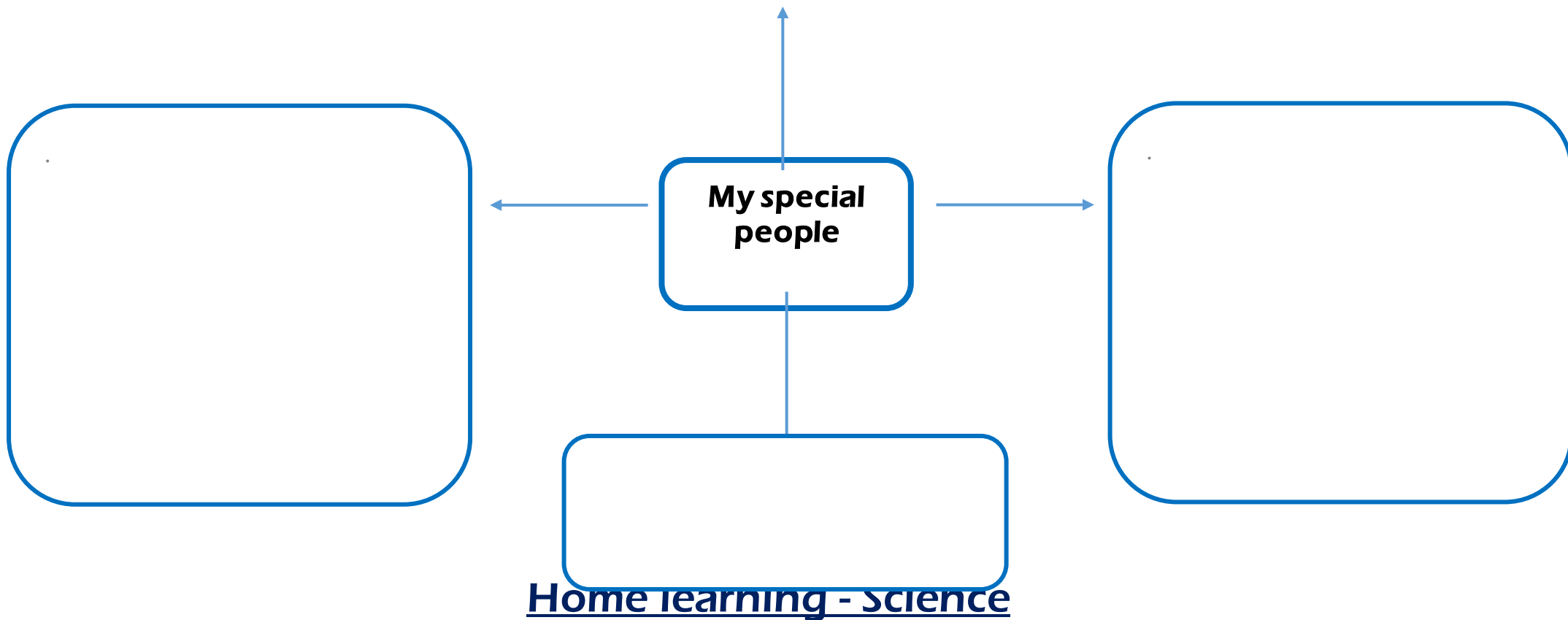
Places of Worship: Mosque

Prayer mat	Qubba (Dome structure)	Mihrab (recess to indicate the direction of Mecca)	Wash room	Crescent moon and star	A Qur'an (Holy Book)	Imam
------------	---------------------------	--	-----------	---------------------------	-------------------------	------



Home
learning
PSHE

te about four
:ial to you. Can
you explain why they are special?




A carnivore is an animal that eats just meat. They usually have to catch their food.

A herbivore is an animal that eats just plants.

An omnivore is an animal that eats a combination of meat and plants.

Are humans carnivores, herbivores or omnivores? Why?

We have been learning about different kinds of animals and their bodies.



Today we are going to learn about what animals like to eat!

Your task is to research some of your favourite animals and write a list of food that they would like to eat. Can you make a list for an omnivore, carnivore and a herbivore?

DT link - Can you use your skills with tools to prepare one of the foods in your list?

Home learning – P.E

Capture the socks



What you need: A basket, four pairs of rolled up socks and two players.

How to play:

- Place the socks randomly in the playing area.
- One player (the attacker) begins at the basket.
- The defender begins three big steps away.
- The attacker has six attempts to collect a pair of socks and place them into the basket.
- The defender can tag the attacker once they leave the basket and if caught the attacker must return to the basket and start again.



**How many socks
did you get in the basket?**

Home learning – Collective worship

Collective worship from our friend Mr Buckeridge– Do we treat different people of having different worth? Today's CW explores the value God places on us all, no matter who we are, and how this should affect us in our own relationships.

https://www.youtube.com/watch?v=y_kA3Tpl5pA&feature=youtu.be

Picture news this week links beautifully with our History Topic for this term– old Toys.

<http://www.bluecoatmeresprimary.co.uk/wp-content/uploads/sites/4/2020/05/Picture-News-at-Home-4th-May.pdf>



Picture News
at Home

4th May 2020
What's going on this week?

4th-10th May
What makes some toys more popular than others?

The toy world is in the grip of a llama obsession as the woolly South American animals become the new industry sensation! At the American International Toy Fair in New York in February, there were llamas everywhere! Knitted, plush and sequined, small and large; llamas on mobile phone cases and swimming pool floats, llama diaries, puzzles and even backpacks.

Things to talk about at home...

- 👉 What are your favourite toys at the moment? Talk about why you like them.
- 👉 Can you remember any of your first toys?
- 👉 If you can, ask someone older than you about their favourite toy. Would you have liked that toy?
- 👉 Do you think when you become an adult you will still enjoy playing with toys? Why?

Please note any interesting thoughts or comments here...

👉

👉

Show your thoughts and read the opinions of others on our discussion board: www.picture-news.co.uk/discuss