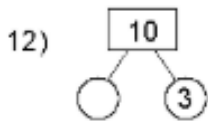
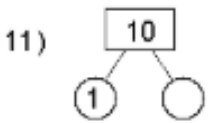
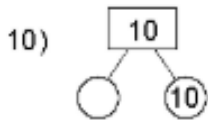
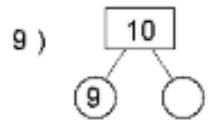
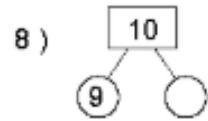
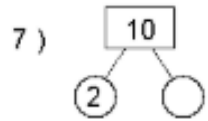
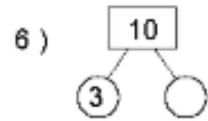
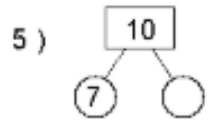
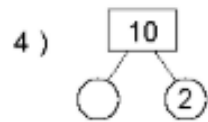
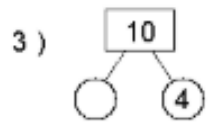
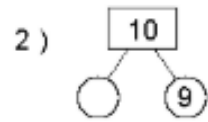
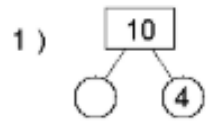


Home learning activities
WC 25.05.2020
Year 1/2 SC/HS
Teaching group



Home learning - Maths

Can you find the missing number bonds to make 10?

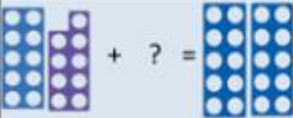
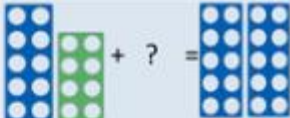
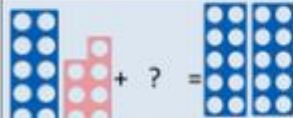
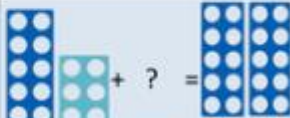
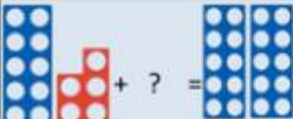
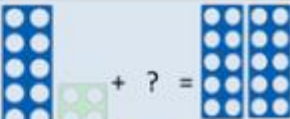
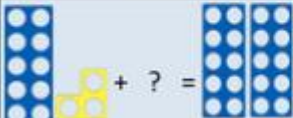
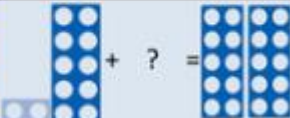


Learning your number bonds up to 10 will help you with lots more maths in the future.

Home learning - Maths

<p><u>Day 1</u> Number bonds to 10 using numicon.</p>	<p><u>Day 2</u> Number bonds to 20 using part, part whole.</p>	<p><u>Day 3</u> Number bonds to 20 - Rainbows and clouds.</p>	<p><u>Day 4</u> Complete the number sentences to make 20.</p>	<p><u>Day 5</u> Hit the button - Number bonds, make 20.</p>
---	--	---	---	---

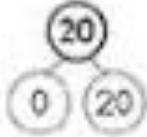
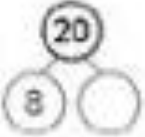




Day 1

 <p style="text-align: center;">$19 + \square = 20$</p>	 <p style="text-align: center;">$18 + \square = 20$</p>
 <p style="text-align: center;">$17 + \square = 20$</p>	 <p style="text-align: center;">$16 + \square = 20$</p>
 <p style="text-align: center;">$15 + \square = 20$</p>	 <p style="text-align: center;">$14 + \square = 20$</p>
 <p style="text-align: center;">$13 + \square = 20$</p>	 <p style="text-align: center;">$12 + \square = 20$</p>

Day 2

Addition and subtraction facts – number bonds to 10 and 20

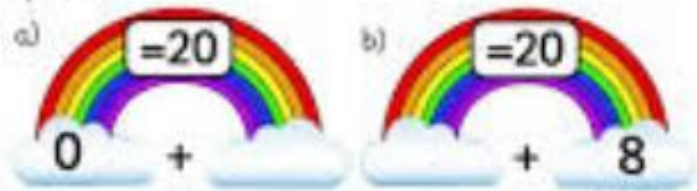
1 Check these part-whole diagrams for number bonds to 20.

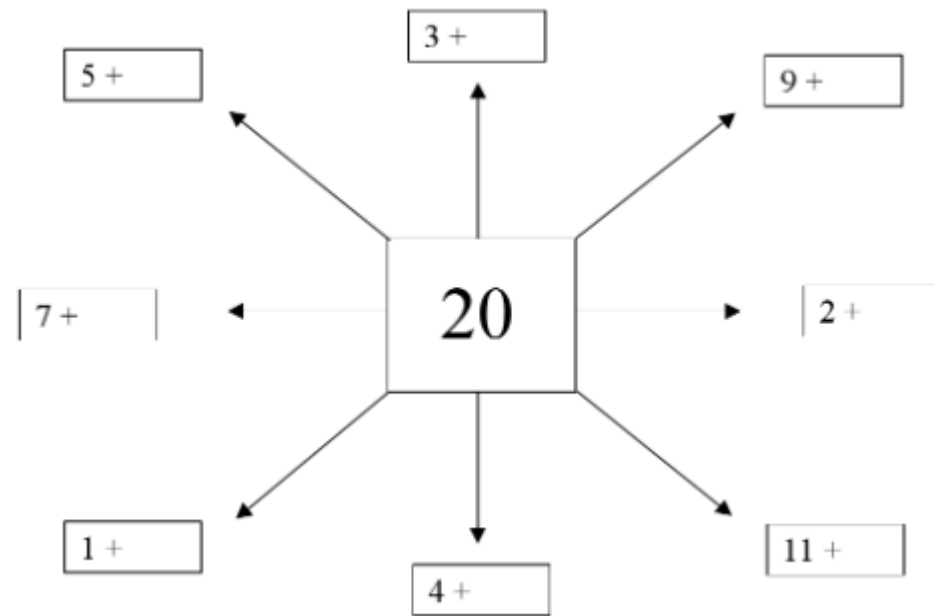
Day 3

Number Bonds to 20

Fill in the missing number so that the numbers on the clouds add up to 20.



Day 4



Day 5

<https://www.topmarks.co.uk/maths-games/hit-the-button>

Use hit to button to practise your number bonds to 20.

Can you beat your score each time?

Home learning - Phonics

Speed Sounds Set 1

m 	a 	s 	d 	t 
i 	n 	p 	g 	o 
c 	k 	u 	b 	f 
e 	l 	h 	sh 	r 
j 	v 	y 	w 	th 
z 	ch 	qu 	x 	ng 

Speed Sounds Set 2

ay  may I play?	ee  what can you see?	igh  fly high	ow  blow the snow	oo  poo at the zoo
oo  look at a book	ar  start the car	or  shut the door	air  that's not fair	ir  whirl and twirl

Speed Sounds Set 3

ea  cup of tea	oi  spoil the boy	ou  shout it out	oy  toy for a boy	
a-e  make a cake	i-e  nice smile	o-e  phone home	u-e  huge brute	aw  yawn at dawn
are  care and share	ur  nurse with a purse	er  a better letter	ow  brown cow	ai  snail in the rain
oa  snail in a boat	ew  chew the stew	ire  fire, fire!	ear  hear with your ear	ure  sure it's pure

<p><u>Day 1</u> Trace each word sounding out what it says. Match the word to the correct image.</p>	<p><u>Day 2</u> Handwrite the words with the 'ay' sound.</p>	<p><u>Day 3</u> Match the letter to the correct picture and write the word.</p>	<p><u>Day 4</u> Write the 'ay' word to match to the picture. Can you write a sentence with the 'ay' sound?</p>	<p><u>Day 5</u> Sky writer</p>
---	--	---	--	------------------------------------

Sound out the words with the 'ee' sound.

Day 2

Day 1

Ee Words

- | | | | |
|-------|--------|------|--------|
| Bee | Free | Deep | Flee |
| Fee | Tree | Jeep | Glee |
| See | Three | Peep | |
| Deep | Feet | Peek | Green |
| Keep | Meet | Week | Screen |
| Sleep | Greet | Seek | Queen |
| Sheep | Street | | |

Say the sound. Trace the letters. Write the letters.

ee ee ee ee ee

ee ee ee
















ee ee ee

ee ee ee

feet



seed

Day 3

Name: _____		Date: _____	
	see _____ see _____		
	feet _____ feet _____		
	meet _____ meet _____		
sleep	week _____ week _____		
	keep _____ keep _____		
f__t	s__	m__t	w__k
			
p__l	f__l	r__l	k__p
			
			
Can you see my feet?			
Can _____			

Day 4

Think of words with the -ee- sound. Write the words in the box below.

	<p>My name is sheep. Sheep has the -ee- sound in it. Can you think of more words with the -ee- sound?</p>
	
Property of kiddyhouse.com. Copyright material. For non-commercial use only.	

Day 5

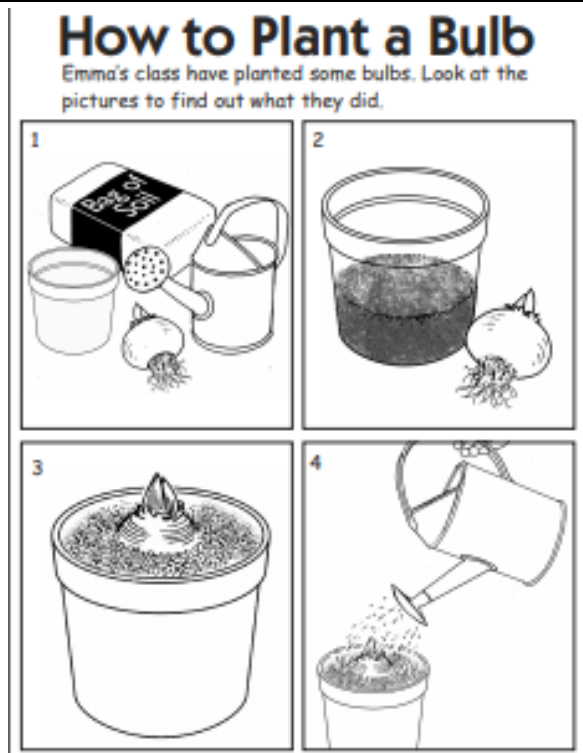
<http://www.ictgames.com/mobilePage/skyWriter/index.html>

Use Sky Writers to practice your letter formation.

Select cursive and off you go!

Home learning - English

<p><u>Day 1</u> Draw and label what you will need to complete this activity.</p>	<p><u>Day 2</u> Draw the 4 steps that you will carry out the activity.</p>	<p><u>Day 3</u> Draft some simple sentences to go with your pictures. Challenge- Can you use sentence starters?</p>	<p><u>Day 4</u> Edit and improve your sentences. Check for finger spaces, capital letter and full stops. Challenge - Can you add some description? E.g brown.</p>	<p><u>Day 5</u> Write up your instructions using your best handwriting. Save them to show me.</p>
--	--	---	---	---



How to Plant a Bulb

List what you need:

What you will need to do:

1.

Instructions example

How to turn a child into a frog

Ingredients

- 2 cups of wiggly worms
- 1 spoonful of bats blood
- 1 cup of fat frogs
- 2 spoonfuls of mushy mud

Method

1. Put the ingredients in the cauldron.
2. Mix them all together.
3. Say whizz, bang whizz.
4. Turn around 2 times.
5. Drink the potion.

Challenge - Use sentence starters in your sentences.

Writing Instructions

how to	before	until
you will need	put	once
equipment	add	twice
ingredients	turn	don't
first	make	always
next	attach	never
then	cook	must
when	cut	because
after	take	repeat



© Copyright 2011 www.sp4500.com.au

Home learning - Grammar



Adjectives

Fill in the gaps with an adjective.

1. Her _____ car stopped.
2. My _____ coat is warm.
3. The film was _____.
4. The sky is _____.
5. I saw a _____ whale.
6. The _____ dog barked.

Underline the adjective in each sentence.

1. I saw a yellow hat.
2. The snake was stripey.
3. The pretty girl ran to the big slide.
4. It was a lovely day so I wore my red flip-flops.
5. The happy teacher sat in her blue chair.
6. The small boy climbed up the tall tree.

Name:	Date:
Grammar	
Joining Words using <i>and</i>	
1. Write and in the gaps to make a pair that go together.	
a) salt _____ pepper	b) knife _____ fork
c) king _____ queen	d) cats _____ dogs
e) bucket _____ spade	f) mum _____ dad
g) brother _____ sister	h) horse _____ cart
	
2. Put the word and in the correct place in these sentences.	
a) My grey _____ dog is soft _____ furry.	
b) Tom _____ Helen are playing _____ outside.	
c) Fred wants _____ a pear _____ an apple.	
d) Mum _____ dad are taking me _____ to school.	
e) I wear my hat _____ scarf _____ in the winter.	
	

Home learning - Spellings

Use look, cover, write, check to learn the common Exception words.

Look	Cover and say	Write and check	Amend errors	Repeat
the				
do				
today				
of				
said				
says				
are				
was				

Home learning - R.E

RE - We are continuing to look at the religion Islam, and how and why Muslims celebrate and worship. Can you remember what these words mean?

Ramadan

x i i g m r a m a d a n
m i b f u d l z m p y d
s n s i s a y b g g y d
v o u v l u z s a l a t
s n n e i w g y m n b a
p h r p m f a s t i n g
g b i i s u n s e t o h
a x s l k h o k v k m b
p o e l f q u r a n s l
r r r a n w i s l a m y
a f o r g i v e n e s s
y q f s p f i d y a h y



Ramadan
Islam
Muslim
fasting

Qur'an
forgiveness
pray
salat

Five Pillars
sunrise
sunset
Fidyah


Home learning - R.E

RE - We are continuing to look at the religion Islam, and how and why Muslims celebrate and worship.

Ramadan

Ramadan is the ninth month of the Islamic calendar. Muslims fast between sunrise and sunset every day. Fasting means not eating or drinking during daylight hours. Fasting during Ramadan is the fourth pillar of Islam. There are five pillars, which help guide Muslims when putting their faith into action.

Ramadan is called the month of the Qu'ran.



The Qu'ran
The Qu'ran is the holy book of Islam.

Fasting during Ramadan
During Ramadan, it is common to have one meal just before the sun rises and another meal directly after the sun has set.


Fasting is important to Muslims as a sign of self-discipline and control. It is also a time to think of people who do not have enough to eat and often go hungry.

Muslims believe:

- that their good actions bring greater reward during this month than at any other time of the year;
- that it is easier to do good during Ramadan;
- that they should try to give up bad habits during Ramadan.

A social occasion
Ramadan is a time to get together with family and friends. The fast is broken each evening by sharing a meal. The end of Ramadan is an important religious holiday. The celebration is called Eid al-Fitr. Eid al-Fitr means 'festival of the breaking of the fast'.

Did you know?
Those who are ill, elderly or pregnant are not expected to fast during Ramadan.



Make a Moon and star decoration - The Symbol for Islam.


1 - Cut out a moon and star shape.

2 - Decorate the moon and stars.

3 - Make a hole at the top of the moon and the top of the star.

4 - Use some ribbon/string to tie the star to the moon.

5 - Display your decoration.



Home learning - PSHE

Ways we care for special people

Helping with the washing

Giving them a hug

Phoning to say hello

Drawing them a picture

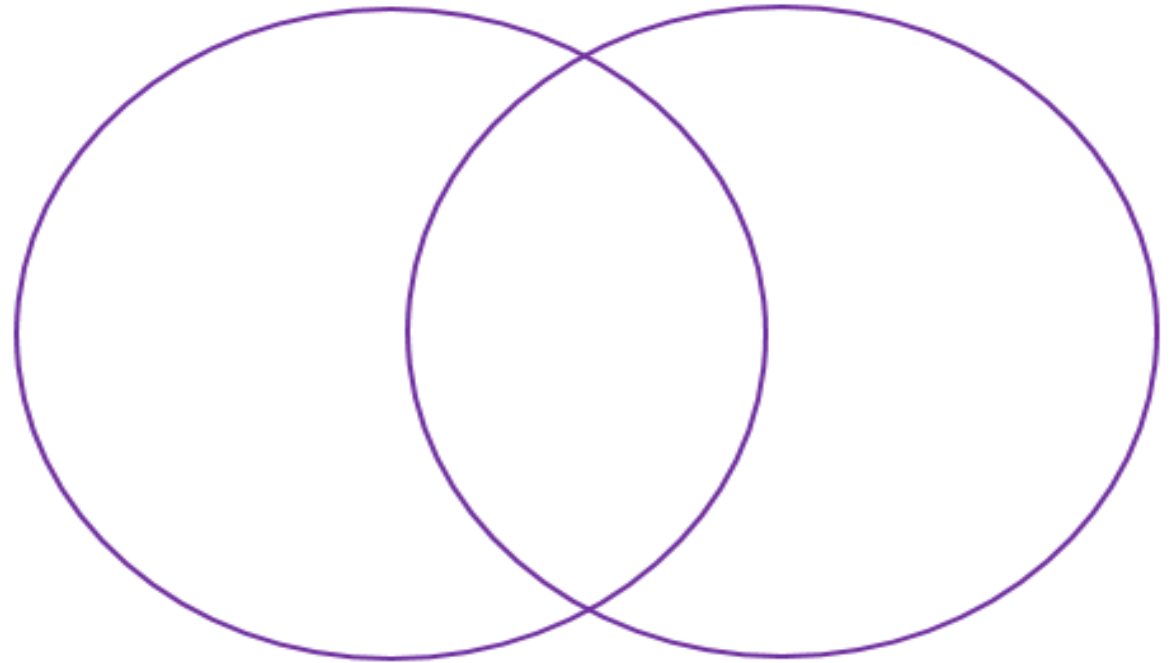
Tidying my toys

Sending them a card or email

Saying 'Thank You'

Things we do for special people that we see all the time.

Things we do for special people that we do not see very often.




Can you think of any other things that you can add?

Home learning - Science

Think back to our work on materials, it was way back in September!!

Float or Sink


Can you investigate how objects float or sink in water?



small ball




piece of flat paper



basin for water




plastic cube



jug of water



feather



rubber duck

What do you think makes something float or sink?

Can you create an experiment to test if objects float or sink?

How can you make the test fair?

What equipment will you need?

Can you predict (have a good guess) at what will happen?

Can you explain how you tested the objects?

Home learning - History

In History we are looking at identifying old and new things in pictures. We will be doing this by looking at toys.

What are the differences between old toys and new toys?

	Old toys	New toys
Materials	Wood, tin, lead, china	Plastic, foam, rubber, nylon
Technology	Clockwork	Electronic speakers, screens
Manufacture	Mostly handmade	Mass produced in factories
Safety	Some sharp edges and unsafe materials	Strict rules are in place so that toys are very safe

What were toys like in the past?



Are any of these toys still popular?

Home Learning - History

To help us to learn about old toys we can ask Grandparents or older people that we know or we can use the internet. Can you compare and write sentences about the old and new cars. You can either do cars or dolls.



Home
learning



=
P.E



gettyimages
Brais Seara
25 YEARS

Home learning - PE

Fill it up



What you need: Six socks and two pots

How to play:

- Players have one pot each that they place 6m apart. Place six socks in the centre.
- Players start at their pot and run to the middle, taking one sock back to their pot. Continue until there are no socks left in the middle, then run to your opponents pot to collect one sock at a time.
- Who is the first to have 5 socks in their pot?
- Playing by yourself? From a pile of socks 6m away, how many can you get into your bucket in 1 minute?



Take small steps so that you can change direction quickly.

Home learning - Collective worship

Collective worship from our friend Mr Buckeridge- Do we treat different people of having different worth? Today's CW explores the value God places on us all, no matter who we are, and how this should affect us in our own relationships.

https://www.youtube.com/watch?v=y_kA3TpL5pA&feature=youtu.be

Picture news this week links beautifully with our History Topic for this term- old Toys.

<http://www.bluecoatmeresprimary.co.uk/wp-content/uploads/sites/4/2020/05/Picture-News-at-Home-4th-May.pdf>



Picture News
at Home

4th May 2020
What's going on this week?

4th-10th May
What makes some toys more popular than others?

The toy world is in the grip of a llama obsession as the woolly South American animals become the new industry sensation! At the American International Toy Fair in New York in February, there were llamas everywhere! Knitted, plush and sequined, small and large; llamas on mobile phone cases and swimming pool floats, llama diaries, puzzles and even backpacks.

Things to talk about at home...

- 👉 What are your favourite toys at the moment? Talk about why you like them.
- 👉 Can you remember any of your first toys?
- 👉 If you can, ask someone older than you about their favourite toy. Would you have liked that toy?
- 👉 Do you think when you become an adult you will still enjoy playing with toys? Why?

Please note any interesting thoughts or comments here...

👉
👉

Show your thoughts and read the opinions of others on our discussion board: www.picture-news.co.uk/discuss

Home learning - Non screen activities

6 **Hold a photo session.** Use a camera or a mobile phone to take some snaps. What will you photograph? Your pets or toys perhaps?

7 **Build a reading den.** Find somewhere cosy, snuggle up and read your favourite book!



8 **Use an old sock to create a puppet.** Can you put on a puppet show for someone?



9 **Make a list of all the electrical items in each room of your home.** Can you come up with any ideas to use less electricity?

10 **Design and make a homemade board game** and play it with your family.



Make a planet using paper Mache.

Day 6



Design a face mask for yourself.

Day 7



Make your own rocket using empty paper rolls.

Day 8



Use marshmallows and toothpicks to build your own 3D shapes.

Day 9

Draw your family picture on a poster.

Day 10

