

English

1. Create a poster telling children what sentences need to include (full stops, capital letters, adjectives, verbs, adverbs, conjunctions etc). You could draw pictures too. Make sure you make it bright and colourful.
2. Write down 5 words that use the -ment suffix (e.g. amazement) Put them into your own sentences.
3. Look at this photo. Answer these questions in your book (In full sentences)
 - a) What is the girl holding?
 - b) Where did she find it?
 - c) Why is she all alone in the forest?
 - d) What could happen next?



English

4. Following on from the picture in task 3:

All she could hear was the faint buzz, like a bee settling down on a flower, coming from the thing she held so protectively in front of her.

I have used a simile to describe the noise coming from the object.

Can you use a simile to add a description to these sentences?

The light glowed in her hands like_____.

The noise was rising from the thing in her hands like _____.




Suddenly, the orb exploded like _____.

5. If you discovered magic, what would you do with it and why? Write sentences in your book and draw a picture.

Maths

1. Practice writing numbers in words and spelling them correctly (53- fifty three).

Annie, Teddy and Amir are moving on a grid.

Teddy			cinema	school
Annie				
Amir			park	shop

Answer these questions in your books.

- a. Amir moves 2 squares forwards. Where does Amir end up?
 - b. Annie moves 3 squares forward and 2 squares left. Where does she end up?
 - c. Teddy needs to get to the shop . How can he get there?
3. Play shops with someone in your house. Give each item a price and then practice giving change to the person who buys it. (e.g. orange is 30p. Mum buys an orange for 50p. How much change does she get?
 4. Pick a number between 1 and 20. Draw a bar model and write fact families about this number. (6+2=8, 2+6=8, 8-6=2, 8-2=6). Create a repeating pattern using 3 different items. Draw in your book.



<p>Home Learning W.C. 11.05.20</p>	<p>Use the schoolbook provided to complete these tasks. You should do 1 maths task and 1 English task every day. Complete the other activities throughout the week.</p>	<p>Topic Research the name of the 7 continents and the 5 oceans and write these down in your book. Look at the continent Europe and make a list of 10 countries in Europe.</p> <p>P.E Watch cosmic yoga on YouTube (see link below).</p>
<p>Science Research the scientist Sir Isaac Newton and write down at least 5 facts you have learnt about him.</p>	<p>Useful free websites</p> <p>https://whiterosemaths.com/homelearning/year-2/ - This is the maths scheme our school uses for maths, there are activities and ideas with no need for signing up.</p> <p>https://home.oxfordowl.co.uk/ - Oxford Owl has lots of free online ebooks for your children to read.</p> <p>https://www.youtube.com/user/CosmicKidsYoga - cosmic kids yoga.</p>	<p>Art/DT/Music</p> <p>Paint rocks with different objects on - can you create a story out of them?</p> <p>Listen to your favourite song and learn some of the lyrics.</p>