

Hello year 4! I hope you are all keeping safe and are well! Here are some activities to keep you busy while we are still off school. If you have any questions, you can contact me via Class Dojo. Also, if you would like to share any work with me, you can send pictures through Dojo too!! I would love to see some of your work!

Best wishes, Mr Hardy.



## ENGLISH

### Monday

For your English work this week you are going to write a newspaper report detailing the eruption of Mount Vesuvius, a volcano that buried the ancient Roman city of Pompeii.

Watch this youtube video

<https://www.youtube.com/watch?v=NclK3rL6jTg>

or search for **A day in Pompeii full length animation**

You may need to watch it 3 or 4 times. Whilst watching it, make notes on:

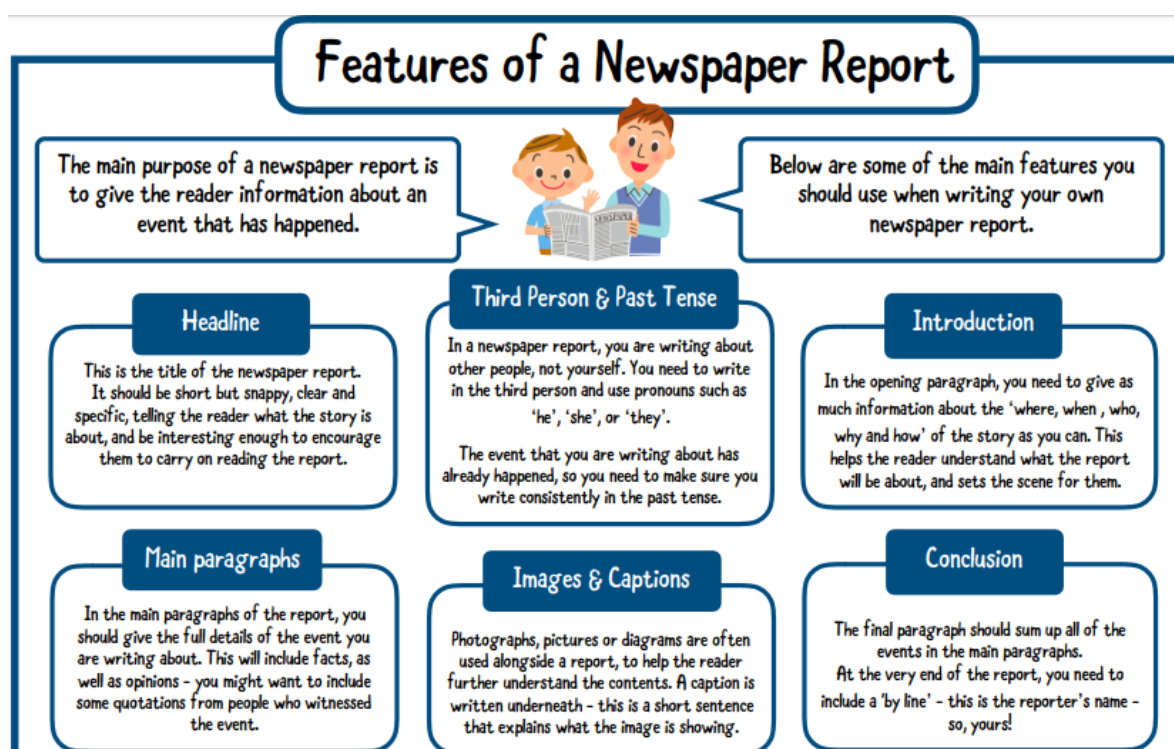
- What happens (describe what you can see in detail)
- When it happens
- What you can hear
- Who it would affect
- Where this happens

You should also think about words and phrases that you could use to develop your descriptions including well-chosen adjectives, interesting verbs and adverbs and the use of similes and metaphors to create imagery.

Extension: You may also want to research some of these terms to add into your report:

Pyroclastic flow      pyroclastic surges      stratosphere

### Tuesday



Using the notes that you created yesterday, today you are going to write the introduction to your news report.

This needs to be written in past tense and should cover the following 4 key questions:

Who? What? Where? When?

Remember, don't give too much information – this will come in the main body when you write about the final 2 questions Why? and How?

It should be no more than 2 sentences long.

An example of this is:

Who? = the majority of the residents

What? = the violent eruption of Mount Vesuvius

Where? = the ancient Roman city of Pompeii, Italy

When? On Tuesday 24<sup>th</sup> August 79 AD

***On Tuesday 24<sup>th</sup> August 79 AD, the violent eruption of the magnificent Mount Vesuvius buried the ancient Roman city of Pompeii, Italy, killing the majority of the residents and changing the geography of the local area forever.***

### Wednesday and Thursday

Over the next two days, you are going to write the main body of your news report. You may want to draw out a grid like this and make notes on the content of each paragraph to help you structure your writing:

Main body	
Paragraph 1	Normal day, sun was shining, residents going about their business as usual, first grumble of the sleeping giant was heard/felt, no real concern
Paragraph 2	8am, first signs that this was no ordinary eruption, ground shook, dogs barked, birds leapt from the trees to the relative safety of the sky, ...
Paragraph 3	Just after lunch, ....
Paragraph 4	Later that day, ...

I have only given brief examples of what you may include and you might find that you need more than 4 paragraphs in your main body (remember, this does not include the introduction that you wrote yesterday). In your later paragraphs, you may also want to include eye-witness quotes. There are recounts on the internet from people who actually saw the eruption back in 79 AD – Pliny the Younger is probably the most famous. For you quotes, you may use direct or reported speech. We have done lots of work on these in class: direct speech uses inverted commas around the spoken words; reported speech tells us what someone has said without the use of inverted commas.

Examples:

Direct speech: Pliny the Younger, who was in Misenum at the time of the eruption, described the appearance by saying, "I cannot give you a more exact description of than by likening it to that of a pine-tree, for it shot up to a

great height in the form of a very tall trunk.” DON’T FORGET to accurately punctuate your sentences with commas and capital letters when writing direct speech!

Reported speech: Pliny the Younger, who was in Misenum at the time of the eruption, described the appearance by saying that he could not give a more exact description of than by likening it to that of a pine-tree. DON’T FORGET, reported speech is always written in past tense and uses the personal pronouns *he*, *she* or *they* to replace *I*.

## Friday

Today, you are going to finish your news report. Your final paragraph (conclusion) will change tense from past to present and maybe even future as you tell the reader what is currently happening with regards to the devastation caused by the eruption and what is going to happen in the future. You may want to include:

- What the local people are doing to clear the area
- Where the homeless are moving to (this may require a little geographical research!)
- What is being put in place to prevent the same thing happening in the future
- Who the newspaper wants to hear from to give a more detailed report of the events of that day.

Once you have finished your news report, you will need to (if you haven’t already done so) create a creative headline and you can also draw a picture with a caption.

## SPAG (Spelling, Punctuation and Grammar!)

I have set a couple of activities on Purple Mash to develop your sentence building skills.

**Group 1** – You have Making phrases interesting – this requires you to choose an adjective and a noun to make the best phrase – the better the phrase, the higher the points!!

**Groups 2 and 3** – You have Alien time – for this task you have to put the conjunctions in the most appropriate place to create some extended sentences.

Both of these activities may help you to develop your sentences for your newspaper report.

## MATHS

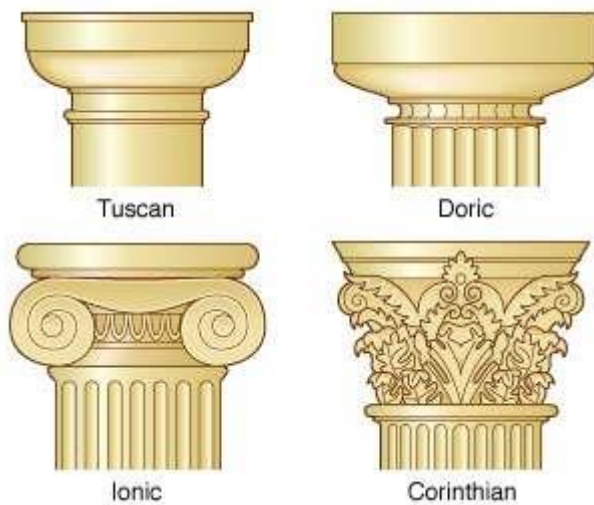
Tasks have been set on Purple Mash. These include fractions, multiplication and division and telling the time. I would recommend that you do one task a day and also spend 15 minutes each day on Times Tables Rockstar. You can then use your maths time on Friday to log onto Times Tables Rockstar and practice your times tables for 30 mins to see if you can change your status!!!

If you have forgotten your login details, please contact me.



## ART


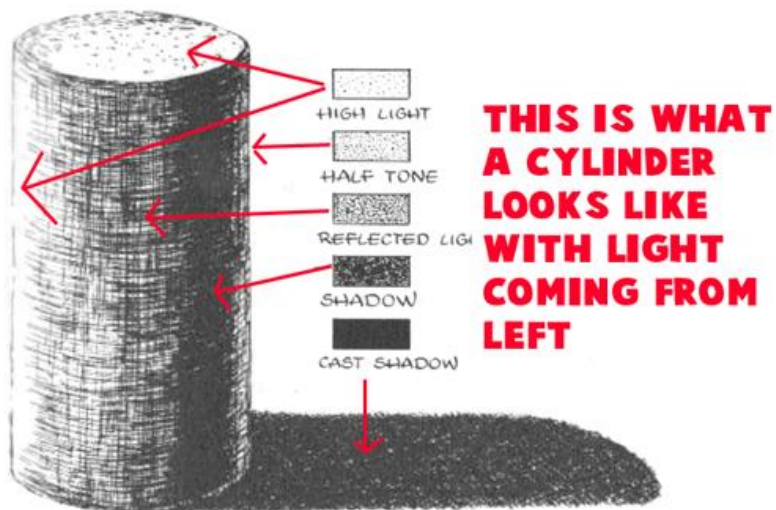
This week, I would like you to practice your sketching techniques to create shade by drawing a Roman column. There were 4 different types of column used throughout the Ancient Roman empire. They were: Doric, Ionic, Corinthian and Tuscan.



This website gives a step-by-step tutorial on how to draw an Ionic column and this can be easily adapted to help you to draw the Tuscan and Doric columns too (the Corinthian is a little more tricky but a fantastic challenge!!!).

<http://www.supercoloring.com/drawing-tutorials/how-to-draw-the-ionic-column>

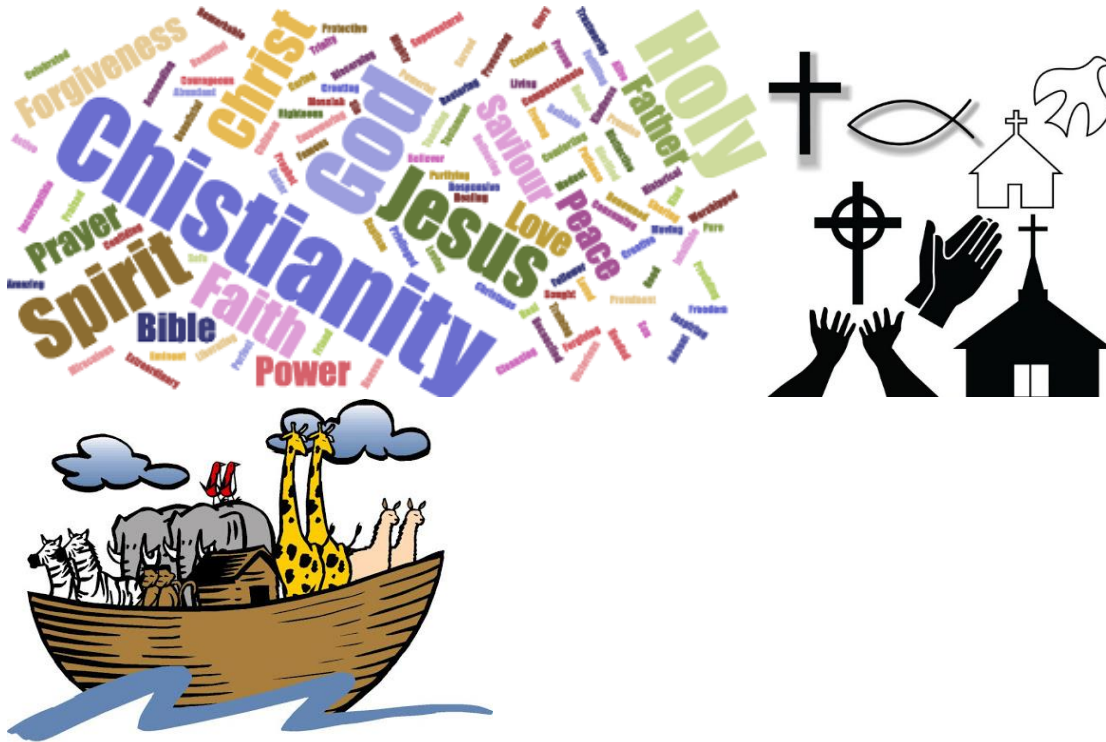
Think about where the light source would be and how that would affect the shadows on the column. The parts nearest the light source will be the brightest, the parts furthest away will be the darkest.



## R.E. (Religious Education)

This week's R.E. task is to create a visual piece of work that answers the question, "What is Christianity?"

This could be a selection of key words that represent the Christian religion (e.g. cross, bible, Jesus, God, Holy spirit etc) written in an interesting way, using a variety of fonts. It could be a drawing that you feels best represents the religion. Think about what you have learnt in school – this could be from the R.E. lessons where we have looked at pilgrimages and special celebrations, from the church school values we have focused on or it could be thinking about the stories read to us in the assemblies lead by Earlsfield Community Church or Father Johnny. The ideas is to be as creative as you can.



## P.E. (Physical Education)

Here are a few games/activities that you can do around the house to keep you healthy, active and happy!!

### Alphabet scavenger hunt



**What you need:** One or more players, a piece of paper, a pen and a stopwatch / clock.

#### How to play:

- Find an object beginning with the letter A, bring it back to your start point and write the word of the item on your sheet.
- Continue for the entire alphabet.
- Playing against someone else? Who can complete the alphabet in the quickest time?

How quickly can you find the alphabet?



### Capture the socks



**What you need:** A basket, four pairs of rolled up socks and two players.

#### How to play:

- Place the socks randomly in the playing area.
- One player (the attacker) begins at the basket.
- The defender begins three big steps away.
- The attacker has six attempts to collect a pair of socks and place them into the basket.
- The defender can tag the attacker once they leave the basket and if caught the attacker must return to the basket and start again.

How many socks did you get in the basket?





## Stickman



Get Set 4 P.E.

**What you need:** A pen and piece of paper, one player, one person to choose the words.

### How to play:

- One person (the word master) chooses a word and draws lines on the paper, one for each letter.
- The player guesses a letter that could be in the word. If they are correct the word master writes the letter on the correct line.
- If the named letter is not in the word the word master draws part of a stickman and the player must complete 10 of one of the below exercises.

star jumps / hops / sit ups / jumping twists / press ups

- Can the player guess the word before the word master draws a complete stickman?

- NB. stickman to include head, body, two arms and two legs



## Knee boxing



Get Set 4 P.E.

**What you need:** 2 markers and 2 or more players.

### How to play:

- Place the markers 6m away from each other.
- Players begin facing each other, one at each marker.
- One player says 'go', at which point both players move towards each other.
- Players score one point every time they touch their partners' knee.
- When a point is score both players run around their start marker and back to meet their opponent.
- First to 8 tags wins the game.



**Top tip: bend your knees and keep your feet shoulder width apart.**