

Home learning activities

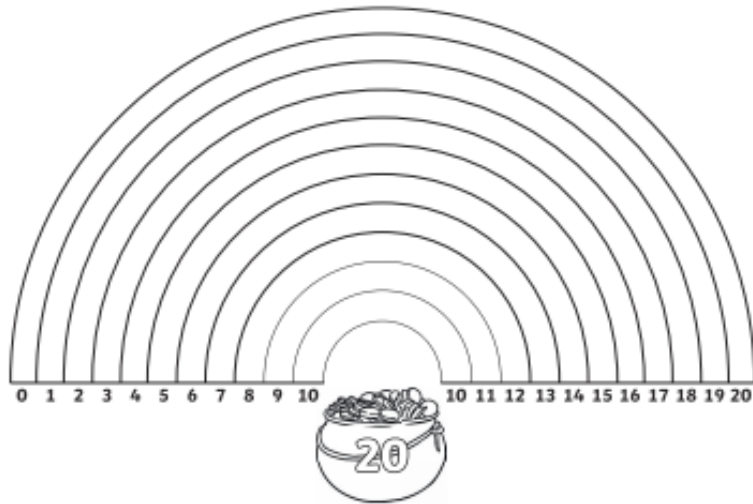
WC 01.06.2020

Year 1/2 SC/HS

Teaching group

Home learning - Maths

Rainbow to 20



___ + ___ = ___	___ + ___ = ___
___ + ___ = ___	___ + ___ = ___
___ + ___ = ___	___ + ___ = ___
___ + ___ = ___	___ + ___ = ___
___ + ___ = ___	___ + ___ = ___
___ + ___ = ___	___ + ___ = ___

Colour in or draw a
rainbow

Extension - - Record the
subtraction facts that match
the statement.

$$\text{Example - } 0 + 20 = 20$$

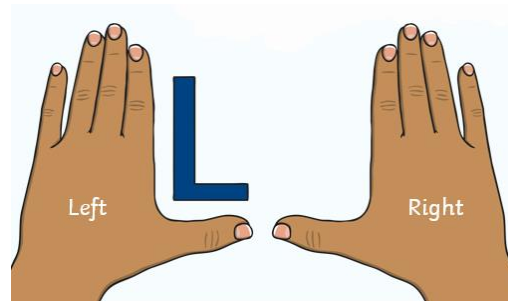

$$1 + 19 = 20$$

Home learning - Maths

Day 1	Day 2	Day 3 Complete the treasure map by following the instructions.	Day 4 Lay items in an open space. Can you guide someone to different items?	Day 5 Hit the button - Number bonds, make 10.
-------	-------	-------------------------------------------------------------------	--------------------------------------------------------------------------------	--------------------------------------------------

Day 1 - Place items next to each other. Can you describe their position?

Which toy is on the left?



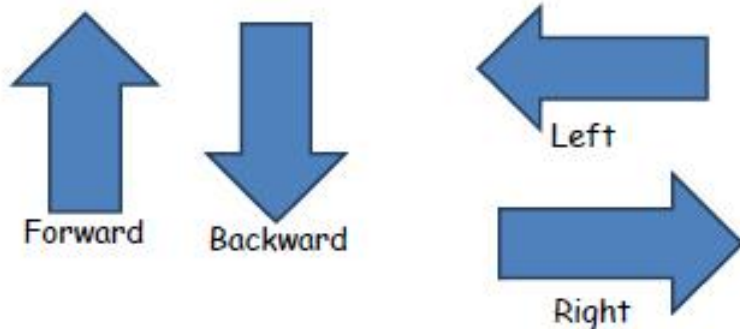
Day 2 - Practice using the words forwards and backwards when moving. Can you take two steps forwards? Can you take three steps backwards?

Day 3 - Complete the questions and follow the instructions

				
				
				
				
START				

Follow the steps then write down where you are...

1. Take 3 steps right. Where are you?
2. Take 1 step right and 2 steps forward. Where are you?
3. Take 2 steps right and 1 step forward. Where are you?
4. Take 2 steps right and 4 steps forward. Where are you?
5. Take 2 steps right, 3 steps forward and 1 step right. Where are you?
6. Take 2 steps right, 4 steps forward and 2 steps right. Where are you?



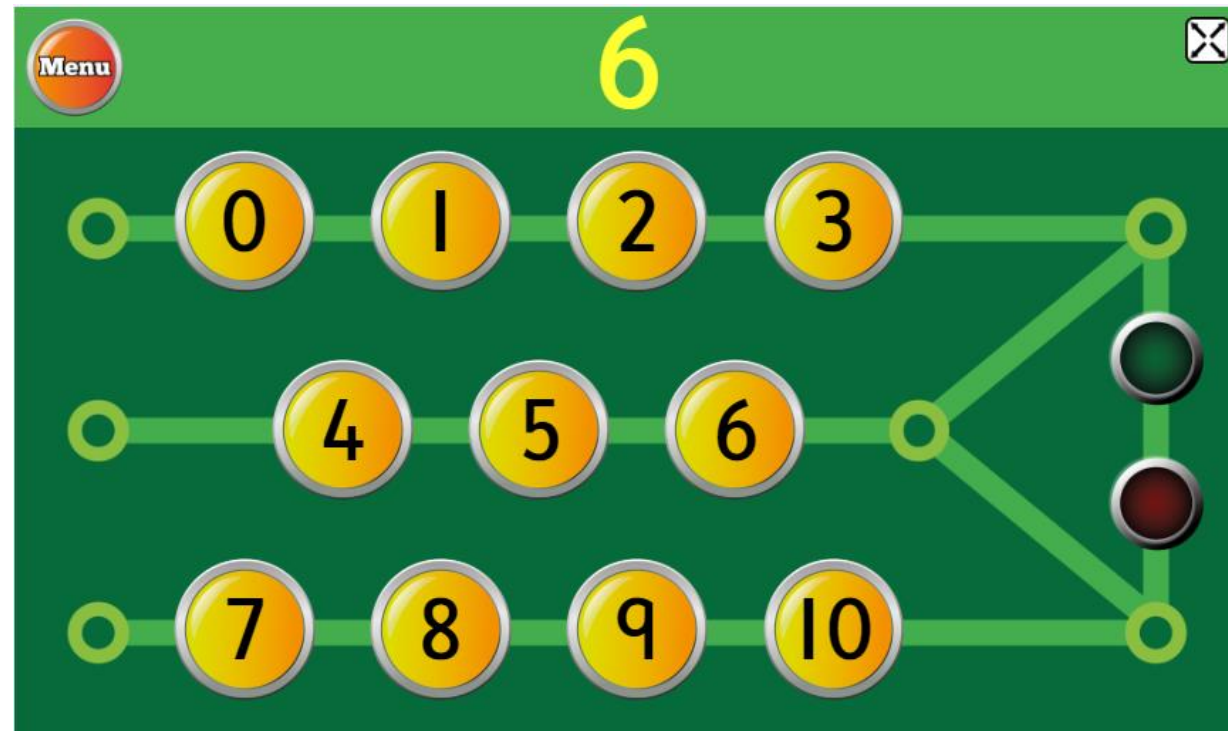
Day 4 - Make your own map using space in your home or garden. Can you guide someone to different items using forwards, backwards, left and right

Day 5

<https://www.topmarks.co.uk/maths-games/hit-the-button>

Use hit to button to practise your number bonds to 10.

Can you beat your score each time?



Home learning - Phonics

Speed Sounds Set 1

m 	a 	s 	d 	t 
i 	n 	p 	g 	o 
c 	k 	u 	b 	f 
e 	l 	h 	sh 	r 
j 	v 	y 	w 	th 
z 	ch 	qu 	x 	ng 

Speed Sounds Set 2

ay  may I play?	ee  what can you see?	igh  fly high	ow  blow the snow	oo  poo at the zoo
oo  look at a book	ar  start the car	or  shut the door	air  that's not fair	ir  whirl and twirl

Speed Sounds Set 3

ea  cup of tea	oi  spoil the boy	ou  shout it out	oy  toy for a boy	
a-e  make a cake	i-e  nice smile	o-e  phone home	u-e  huge brute	aw  yawn at dawn
are  care and share	ur  nurse with a purse	er  a better letter	ow  brown cow	ai  snail in the rain
oa  snail in a boat	ew  chew the stew	ire  fire, fire!	ear  hear with your ear	ure  sure it's pure

<p><u>Day 1</u> Trace each word sounding out what it says. Match the word to the correct image.</p>	<p><u>Day 2</u> Handwrite the words with the 'ay' sound.</p>	<p><u>Day 3</u> Match the letter to the correct picture and write the word.</p>	<p><u>Day 4</u> Write the 'ay' word to match to the picture. Can you write a sentence with the 'ay' sound?</p>	<p><u>Day 5</u> Sky writer</p>
-------------------------------------------------------------------------------------------------------------	------------------------------------------------------------------	-------------------------------------------------------------------------------------	------------------------------------------------------------------------------------------------------------------------	------------------------------------

Match each word to
the correct image

Day 1



Needle



Peas



Wheel



Queen

Day 2 - Read the words and practice your handwriting



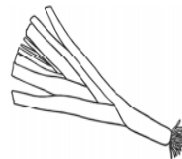
creek creek


freezer freezer

street street




sleep sleep

Day 3 - Use the ee sound to find the word. Can you write the ee word in a sentence?

		
<input type="text"/>	<input type="text"/>	<input type="text"/>


<input type="text"/>

Day 4 - Use the ee sound to find the word.

		
<input type="text"/>	<input type="text"/>	<input type="text"/>

		
<input type="text"/>	<input type="text"/>	<input type="text"/>

Day 5


<http://www.ictgames.com/mobilePage/skyWriter/index.html>

Use Sky Writers to practice your letter formation.





Select cursive and off you go!

Home learning - English

<p>Day 1 Identify adjectives to describe the</p>	<p>Day 2 Can you draw and design your own. Think of some fantastic adjectives to describe this.</p>	<p>Day 3 Draft some sentences that include your adjectives. Challenge- Can you include conjunctions? and, because,</p>	<p>Day 4 Edit and improve your sentences. Check for finger spaces, capital letter and full stops.</p>	<p>Day 5 Write up your instructions using your best handwriting. Save them to show me.</p>
------------------------------------------------------	---------------------------------------------------------------------------------------------------------	----------------------------------------------------------------------------------------------------------------------------	-----------------------------------------------------------------------------------------------------------	------------------------------------------------------------------------------------------------




Conjunctions
Conjunctions link clauses or sentences together.

 <p>And...</p> <p>and</p>	 <p>Why?</p> <p>because</p>	
<p>But...</p> <p>although but despite</p>	 <p>since yet</p>	<p>When?</p> <p>until when while</p> 

Home learning - Grammar

Do these sentences require

a) Do you like fish



b) Can I play with you



c) Mum is cooking dinner



d) Is it raining



e) I like my hat



Unscramble the sentences.

1. legs. The bug six has blue

2. bug on yellow The leaf. sleeps a

3. purple snoring. The is bug

4. reads The a story. bug bedtime pink

5. Bugs sleep. of a lot need

Home learning - Spellings


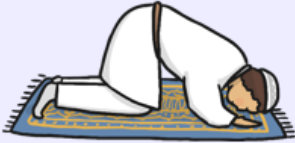


Use look, cover, write, check to learn the common Exception words.

Look	Cover and say	Write and check	Amend errors	Repeat
No				
Go				
So				
By				
Friend				
School				
House				
Full				

Home learning - R.E

We are continuing to look at the religion Islam, and how and why Muslims celebrate and worship.
How much can you remember?

Below are some of the important features of a Mosque. Why are each of these important?

<p>Shoe Rack A place to leave your shoes before entering.</p> 	<p>Prayer Mats Mosques either have carpet with individual prayer mats or Muslims take their own prayer mat to worship upon.</p> 	<p>Tasbih Beads Beads hanging around the mosque for worshippers to help think about Allah.</p> 	<p>Mihrab An alcove in the wall shows the direction the worshippers need to face. This is the direction of Mecca in Saudi Arabia, the most sacred Muslim place in the world.</p> 
<p>Important Features of a Mosque</p>		<p>Important Features of a Mosque</p>	

Home Learning Challenge - PSHE

A special person

Write about a person who is special to you.



Think about the following questions to help you:

- What words describe your special person?
- What do they do that is special?
- What things do you and your special person like doing together?
- Why are they an important person to you?

Home learning - Science

Fun with Density

You Will Need

- Honey
- Milk
- Water
- A Glass
- Vegetable oil*
- Food colourings
- Golden syrup
- Washing up liquid




* Please dispose of oil safely and responsibly.

Density is a really tough concept to grasp. We confuse ourselves by referring to our weight all the time when we really mean our **mass**. **Mass** is effectively 'how much stuff' is there. **Density** is how much mass is in a volume (or space).

One way to illustrate density is to pour different liquids (which have different densities) on top of each other. The liquids with the greatest density sink to the bottom.

Method

- 1 Measure out the same volume of each of the liquids. Colour the water and the milk if you wish.
- 2 Starting from the bottom, pour in the honey. Make sure it goes into the middle of the glass and that you don't get any honey on the sides.
- 3 Slowly pour the golden syrup on top, followed by the washing up liquid.
- 4 Then add the milk, followed by the water.
- 5 Finally top with vegetable oil and admire your rainbow glass!



Drop different items into your glass. Will it go all the way to the bottom? What layer will it stop at? Use small items such as a coin, dried pea or bean, grape, pen lid and a dice. Have a look around your home and try other items.

The Science Bit

Each of the liquids have a different mass of molecules or different numbers of parts squashed into the same volume of liquid, this makes them have different densities and therefore one can sit on top of the other – the more dense a liquid is the heavier it is.

Do you think you could float small objects on each of the different levels? We'd love to see a photo if you can.

Home learning - P.E

7 minute workout

What you need: 1 clock or stopwatch

What to do: complete each exercise for 30 seconds:

- Jog on the spot
- Star jumps
- Lunges
- Tuck jumps
- Press ups
- High knees
- Squats
- Plank
- Burpees
- Side plank
- Mountain climbers
- Side plank on the other side
- Sit ups
- Heel flicks



Home learning - Collective worship

Collective worship from our friend Mr Buckeridge-

https://www.youtube.com/watch?v=y_kA3TpL5pA&feature=youtu.be

Picture news- please look on our website weekly for the latest picture news.



1st June 2020
What's going on this week?



The number of people seeking to start a career in the healthcare sector has risen during the pandemic, official figures reveal. Health leaders said the wish shown by thousands of people to help them to fight illness was "truly humbling".

The NHS Health Careers website has seen a 220% rise in people expressing an interest in becoming a nurse.

Things to talk about at home...

- 🍎 Why do you think that lots of people want to work in healthcare at the moment?
- 🍎 Do you have any idea what you would like to do or be when you are older?
- 🍎 Can you talk to other people in your home, what jobs interest them? If it's someone older, ask them if they can remember what they were interested in doing or being when they were younger – are they doing it now?

Please note any interesting thoughts or comments here..



Share your thoughts and read the opinions of others on our discussion board: www.picture-news.co.uk/dbcuss