
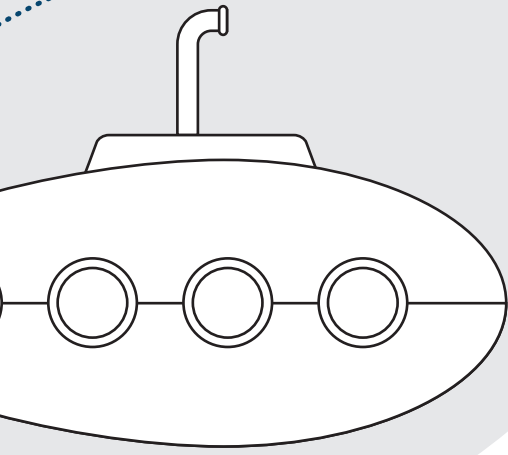






# My End of Year Journal




Name:

# An Under Water Adventure!

Draw a picture of yourself inside the submarine.



My Name and age



Let's dive into some facts about me!

1.

2.

3.

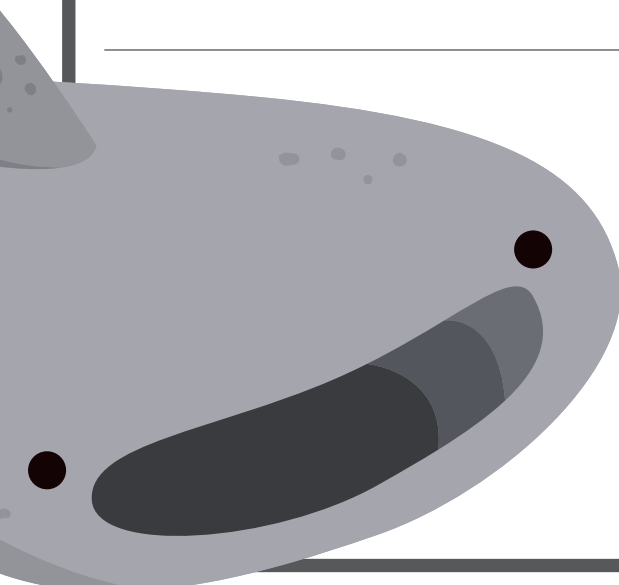
# Inside My Submarine.

This is what I have enjoyed by being in my classroom this year.



What I have enjoyed the most about this school year.

A large rectangular area with horizontal lines for writing, framed by a thick grey border. The lines are evenly spaced and cover most of the page area below the text.



My favourite subject  
this year has been...



Why I enjoyed this subject the most.



---

---

---

---

---

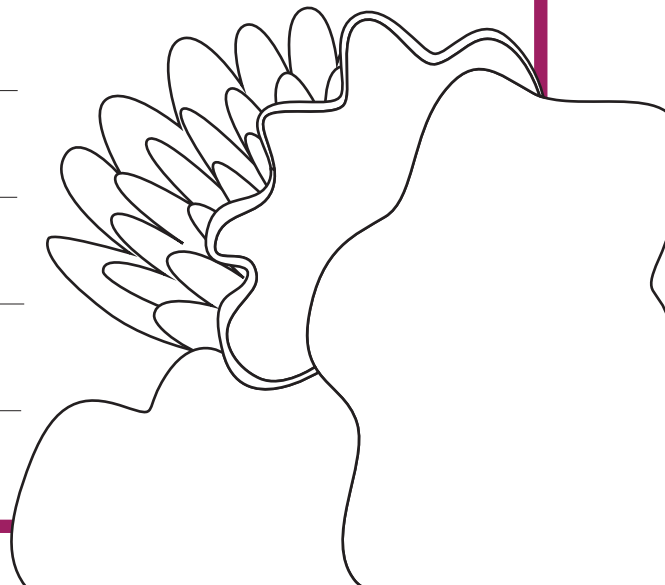
---

---

---

---

---





# My Scuba Training!

Reflect on all the amazing things you have learned this year.

When I first started my learning journey this year, I already knew so much.

As we explored new subjects and topics, I discovered even more knowledge and skills!

I learned how to...



I learned how to...

---

---

---


---

---

---

---

---



I learned how to...

---

---

---

---

---

---

---

---



# We Went On A Trip!

This year we went to visit  
somewhere new and exciting.



Where we went and why.

---

---

---

---

---

---

---

---

---

---

Three words to describe the trip...


---

---


---




Three things that happened on the trip



A rectangular box with a red border and rounded corners. Inside, there are four horizontal lines for writing. To the right of the box, there are several blue bubbles of different sizes, some overlapping the border.




A rectangular box with a green border and rounded corners. Inside, there are four horizontal lines for writing. To the left of the box, there are several blue bubbles of different sizes, some overlapping the border.



A rectangular box with a blue border and rounded corners. Inside, there are four horizontal lines for writing. To the right of the box, there are several blue bubbles of different sizes, some overlapping the border.

# Deep Sea Fun!

I started a new hobby and also had lots of fun this year.



I joined a club to learn something new...  
This is what I learned there!

---

---

---


---

---

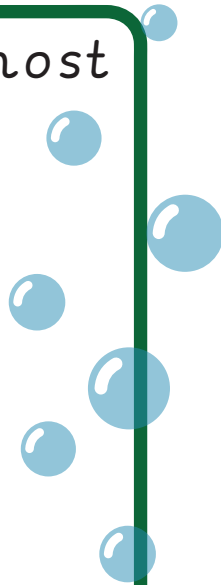
---



Lots of wacky things happened this year!



This day made me laugh the most



---

---

---

---

Lots of people made me laugh this year

<hr/>	<hr/>
<hr/>	<hr/>
<hr/>	<hr/>


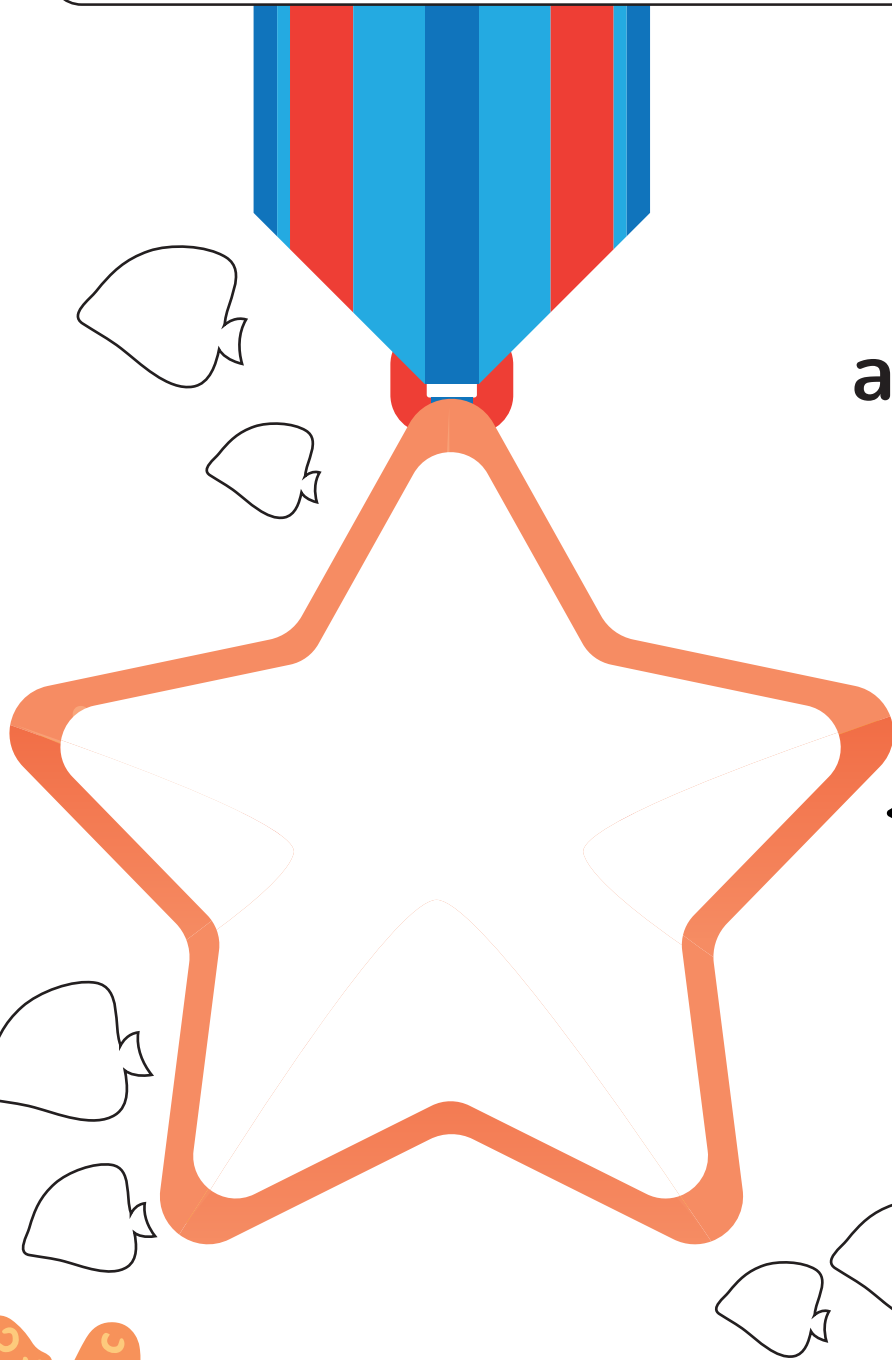


# Super Starfish Achievements

Think about what your greatest achievements have been this year.



One of my achievements this year...




What did you accomplish this year?

---

---

---



**This is my  
greatest  
achievement  
this year...**

**My Greatest  
Achievement**

What has been your greatest achievement?

---

---


---

---

---

---

---




# So Proud I Could POP!

Think about what your proudest moments have been this year.



One of my  
proudest moments  
this year...



---

---

---


---

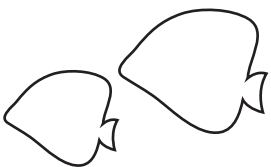
---

---

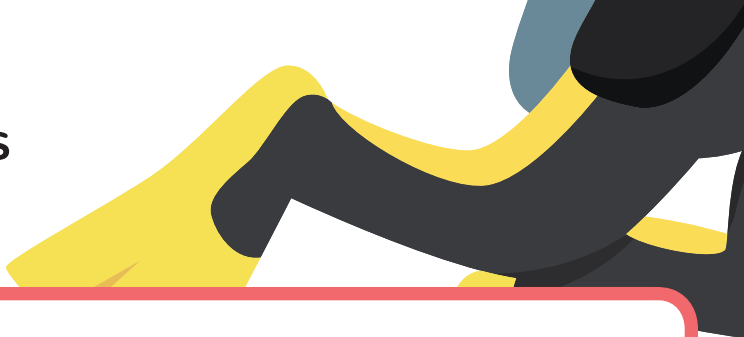


How it made me feel...








One of my  
proudest moments  
this year...



A large rectangular box with a red border and five horizontal lines for writing.



Draw your proudest face.



How it made me feel...



# It's Good to Have Goals!

Think about what you'd like to achieve and set some goals.



The main thing I  
want to achieve next year...

---


---

---

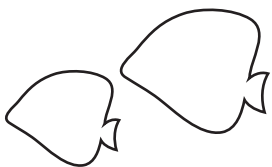
---

---


Make a list of mini goals







Something new I'd like to try...



---



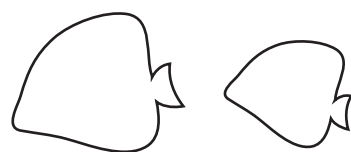

---

---

---

---

---



Make a list of mini goals

# Look To The Horizon

Look forward to the year ahead and what you are excited for.




My new teacher will be...



I will be moving into year...



A question I'd like to ask my teacher...





Something I would like my teacher to know about me...



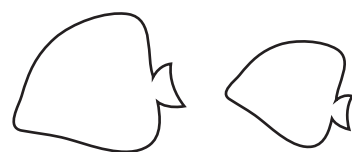




Next year, I am most excited for...



A large rectangular box with an orange border and five horizontal lines for writing.



Words to describe how you feel about the year ahead

# My Under Water Home

Think about your favourite home learning memories.



Something we did together as a family....




---

---

---


---

---









Something new I have enjoyed learning at home.





My favourite home learning memory



Words to describe how you feel about the year ahead




I have graduated  
from \_\_\_\_\_ today!



Well done on doing a great  
job this year!

.....  
Date

.....  
Signature




I have graduated  
from Year 3 today!



Well done on doing a great  
job this year!

.....  
Date

.....  
Signature

The background of the page is a detailed line drawing of an underwater scene. At the top, there are wavy lines representing the surface of the water. Below this, there are several small circles representing bubbles. In the center, the text 'I have graduated from Year 4 today!' is written in a large, simple font. Below the text, there are five stars and a congratulatory message. At the bottom, there are two lines for a date and a signature. The bottom of the page is filled with various sea creatures and plants, including a submarine on the left, a jellyfish in the center, and a large octopus on the right. There are also some small fish and coral reefs scattered throughout the scene.

I have graduated  
from Year 4 today!



Well done on doing a great  
job this year!

.....  
Date

.....  
Signature